

City of Easthampton COVID-19 Weekly Dashboard

14-Day* Avg / 100k
11/6 - 11/19
↓ 18.1

7-Day Avg / 100k**
11/13 - 11/19
↓ 18.5

7-Day Test Positivity**
11/13 - 11/19
↓ 5.1%

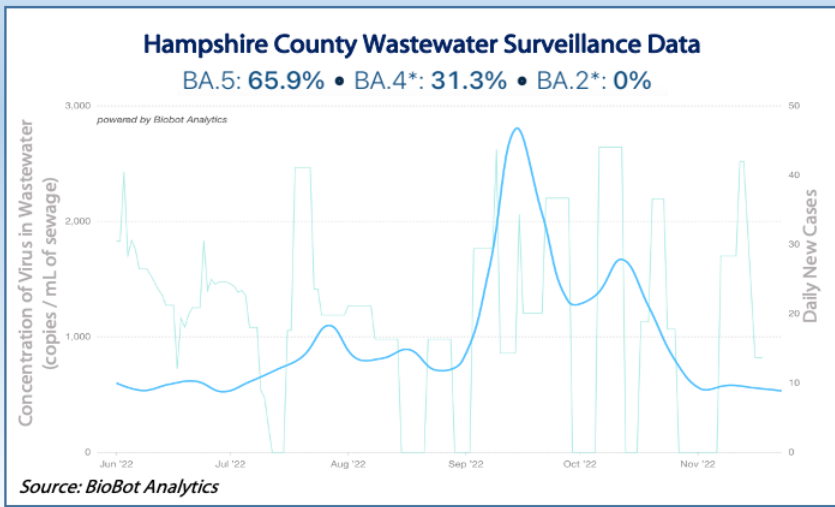
14-Day* Test Positivity
11/6 - 11/19
↓ 6.3%

New Cases Last Week**
11/16 - 11/22
↓ 12

Active Cases***
11/13 - 11/24
↓ 27

Hampshire County
Daily Avg: 9.2 / 100k
Test Positivity 3.8%

Hampden County
Daily Avg: 14.1 / 100k
Test Positivity: 7.0%



City and County data are obtained from MDPH and MAVEN and generally believed to be current and accurate. *Includes confirmed cases (positive PCR test). **Includes confirmed cases and probable cases (positive antigen or antibody test, or clinically diagnosed based on symptoms and exposure, in the absence of a positive test result). ***Active cases are considered potentially infectious and are subject to public health isolation for at least five days. †Prime series considered two doses of Pfizer or Moderna, or one dose of Johnson & Johnson.

Updated 11/24/22

59.0% prime series† + booster(s)
84.2% prime series†

Total Cases to Date
4422

	Low	Medium	High
<28.6 cases per 100k	New COVID hospitalizations <10 per 100k	10-20 per 100k	>20 per 100k
	Hospital beds occupied <10%	10 - 15%	>15%
>28.6 cases per 100k	New COVID hospitalizations -	<10 per 100k	>10 per 100k
	Hospital beds occupied -	<10%	>10%

CDC Community Risk Level – Hampshire County

14-day Avg Case Rate

↓ **9.2**

14-day % Positivity

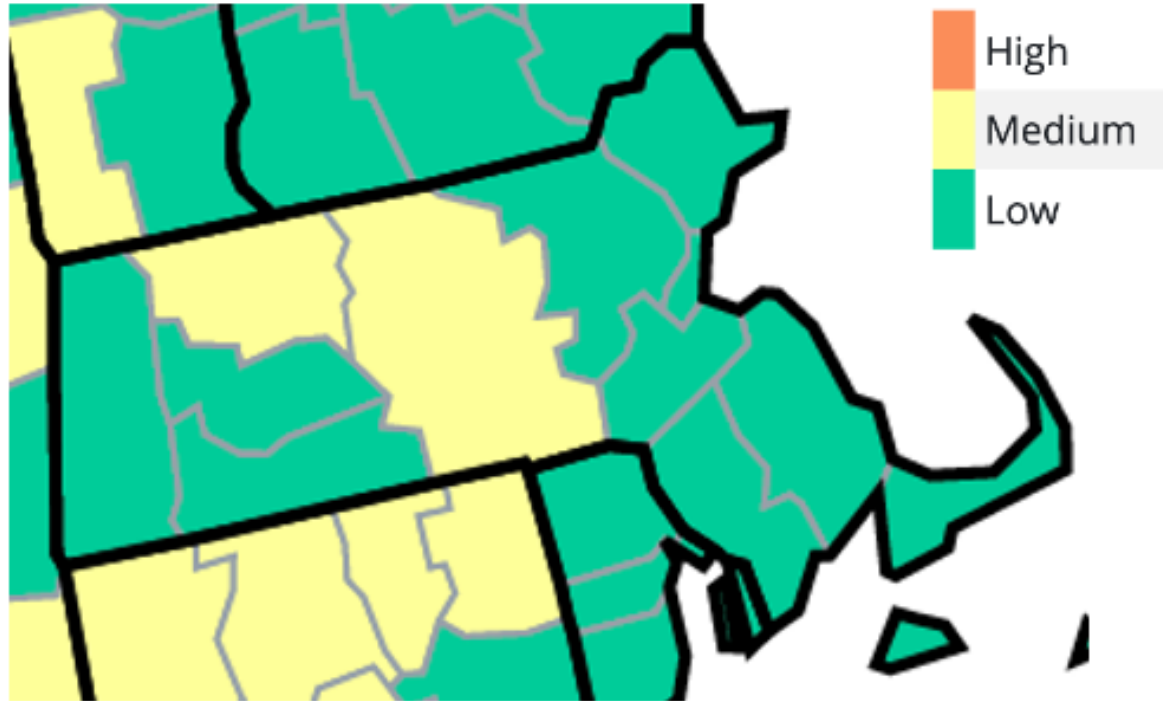
↓ **3.8%**

Hospitalization Rate

↓ **3.5**

Beds Occupied by
COVID-19 Patients

↑ **6.2%**

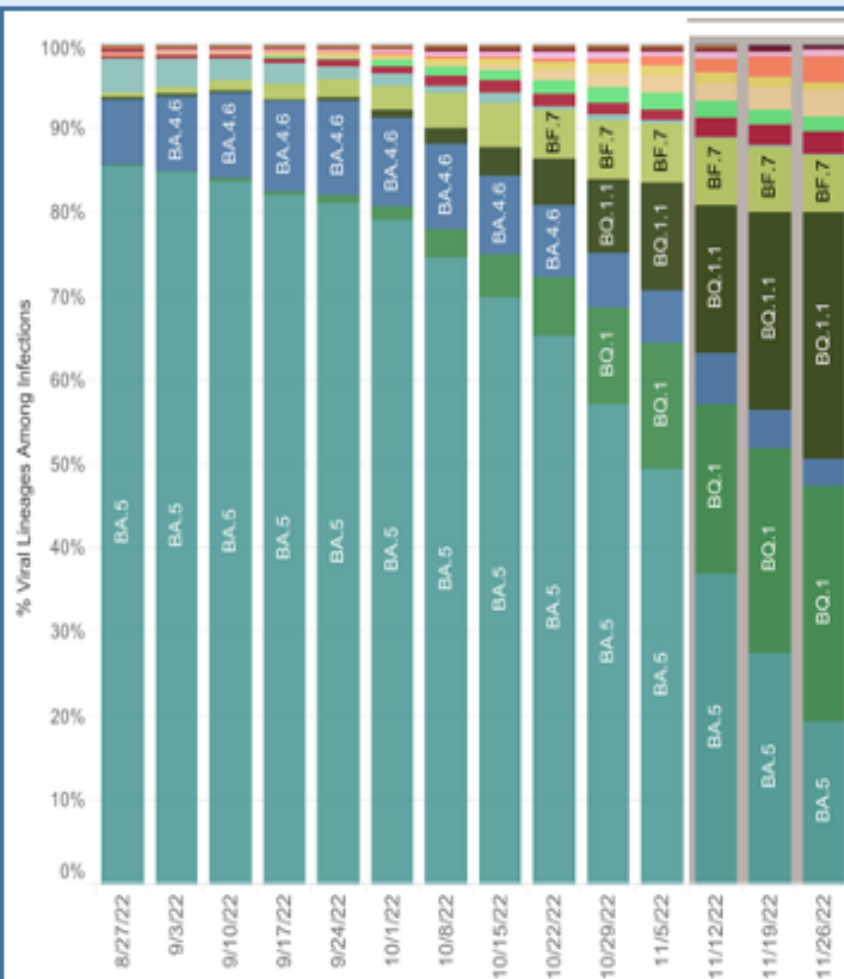


Source: CDC COVID-19 Tracker

Easthampton COVID-19 Case Rate



Source: MA DPH MAVEN



BF.7 – 7.0% ↓

BQ.1.1 – 29.4% ↑

BQ.1 – 27.9% ↑

United States COVID-19 Variant Tracker

Source: CDC COVID-19 Variant Tracker