

City of Easthampton COVID-19 Weekly Dashboard

14-Day Avg / 100k
5/22 – 6/4

↓ **51.6**

7-Day Avg /100k
5/29 – 6/4

↓ **51.2**

7-Day Test Positivity
5/29 – 6/4

↑ **6.0%**

14-Day Test Positivity
5/22 – 6/4

↓ **6.5%**

New Cases Last Week*
6/1 – 6/7

↓ **51**

Active Cases**
5/29 – 6/9

↓ **90**

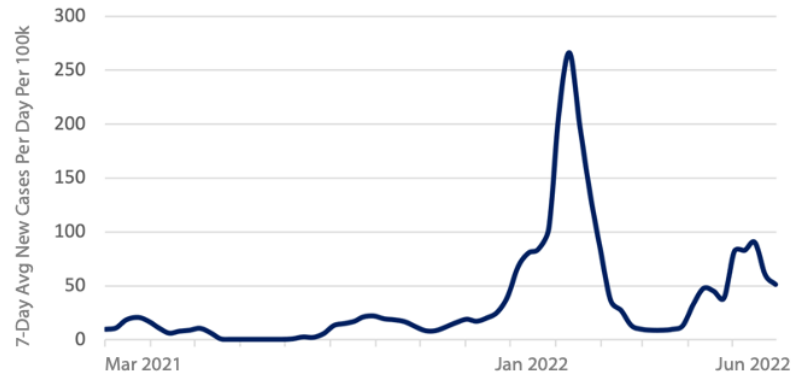
↓ Hampshire County

Daily Avg: 32.9/100k
Test Positivity 5.1%

↓ Hampden County

Daily Avg: 33.4/100k
Test Positivity: 8.0%

Case Rate in Easthampton



City and County data are obtained from MDPH and MAVEN data sources and generally believed to be current and accurate. MDPH-reported 14-day and 7-day numbers only include confirmed cases. *Includes confirmed cases (positive PCR test) and probable cases (positive antigen or antibody test, or clinically diagnosed based on symptoms and exposure, in the absence of a positive test result). **Current active cases are considered infectious and under public health isolation guidance at the time of posting.

Updated 6/9/22

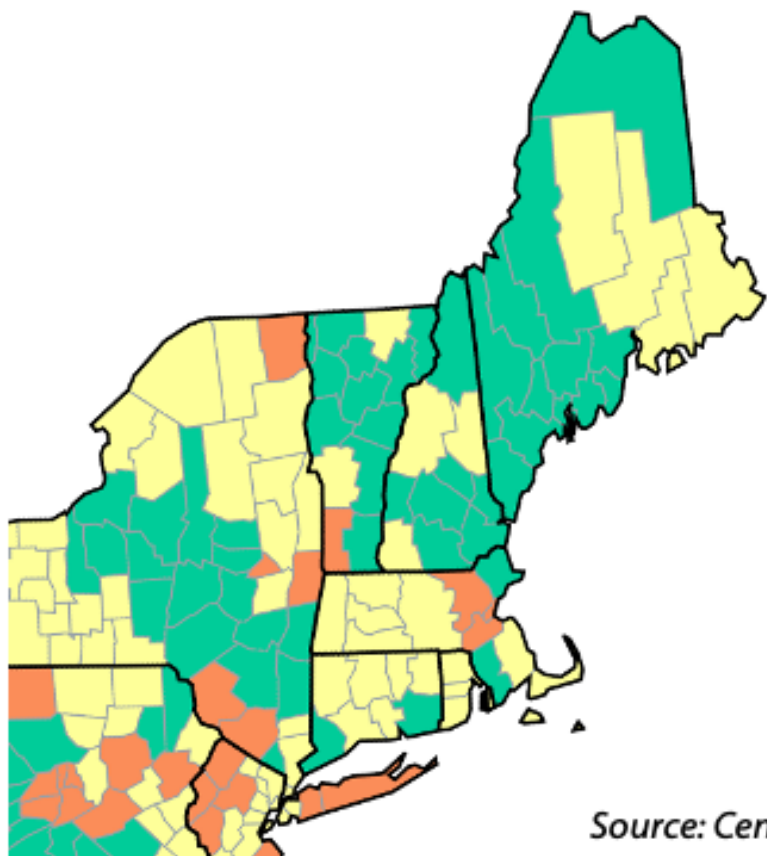
54.2% vaccinated + boosted
81.6% fully vaccinated
91.1% at least one dose

Total Cases to Date

3490

		Low	Medium	High
<28.6 cases per 100k	New COVID hospitalizations	<10 per 100k	10-20 per 100k	>20 per 100k
	Hospital beds occupied	<10%	10 – 15%	>15%
>28.6 cases per 100k	New COVID hospitalizations	-	<10 per 100k	>10 per 100k
	Hospital beds occupied	-	<10%	>10%

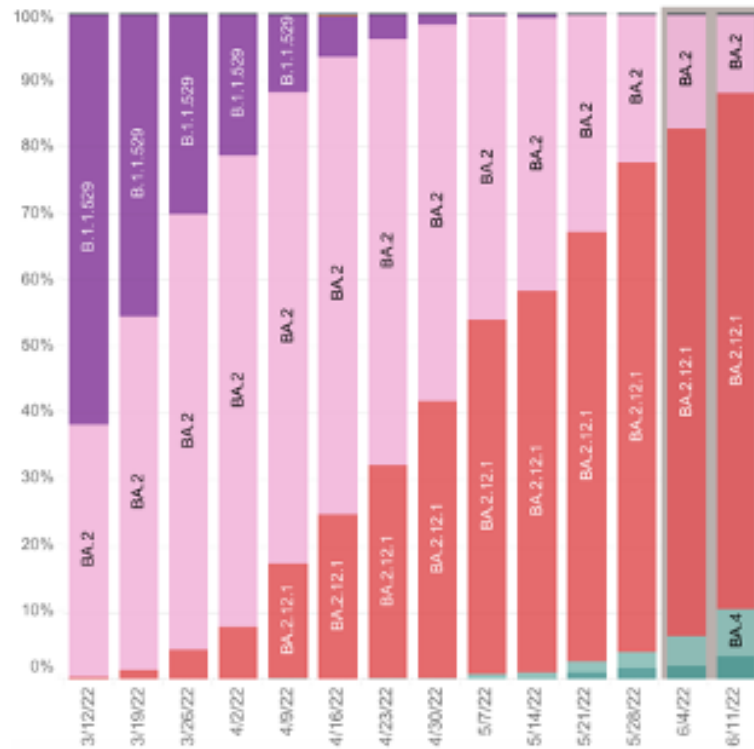
CDC Community Transmission Categories



	Low	Medium	High
<28.6 cases per 100k			
New COVID hospitalizations	<10 per 100k	10-20 per 100k	>20 per 100k
Hospital beds occupied	<10%	10 – 15%	>15%
>28.6 cases per 100k			
New COVID hospitalizations	-	<10 per 100k	>10 per 100k
Hospital beds occupied	-	<10%	>10%

Source: Centers for Disease Control and Prevention

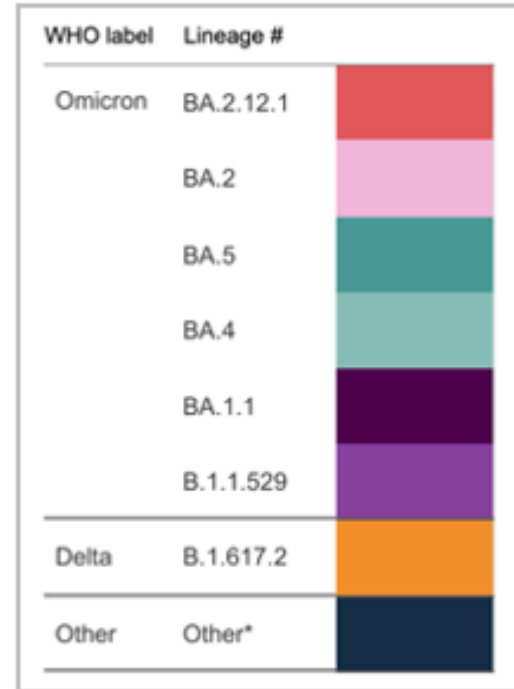
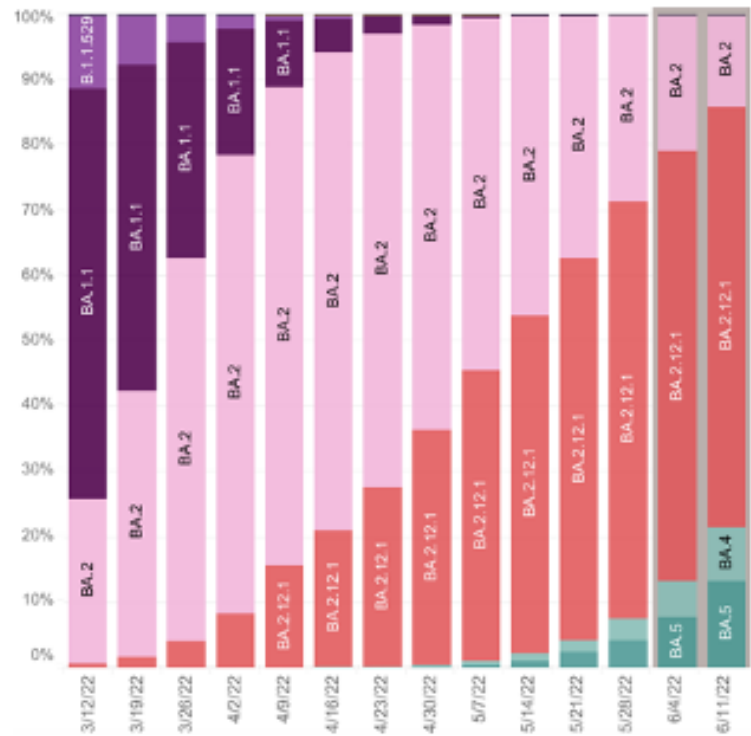
COVID-19 Variant Tracker – Northeast



WHO label	Lineage #	Color
Omicron	BA.2.12.1	Red
	BA.2	Pink
	BA.5	Teal
	BA.4	Light Teal
	BA.1.1	Dark Purple
	B.1.1.529	Purple
	BA.2.12.1	Dark Red
Delta	B.1.617.2	Orange
Other	Other*	Dark Blue

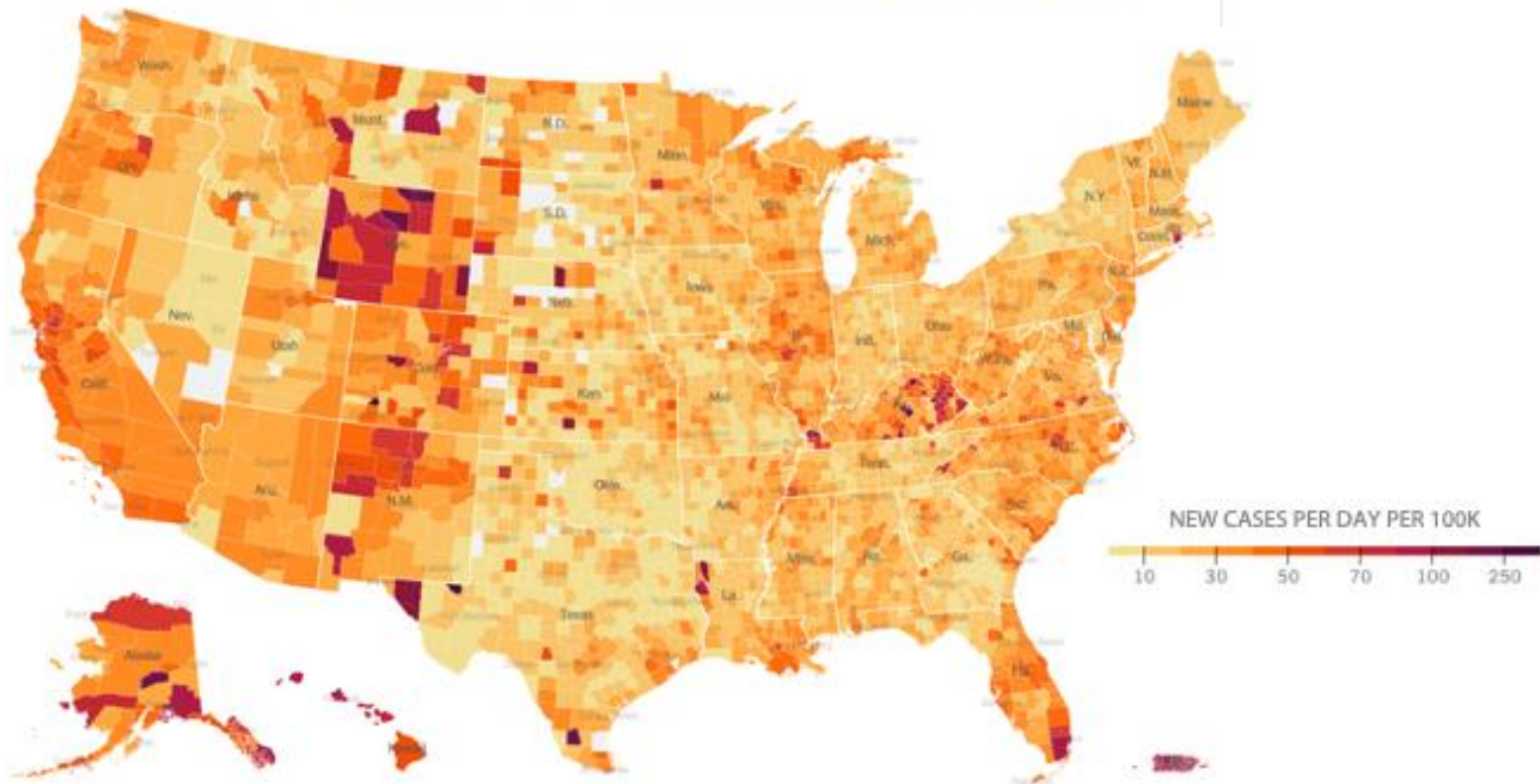
Source: Centers for Disease Control and Prevention

COVID-19 Variant Tracker – United States



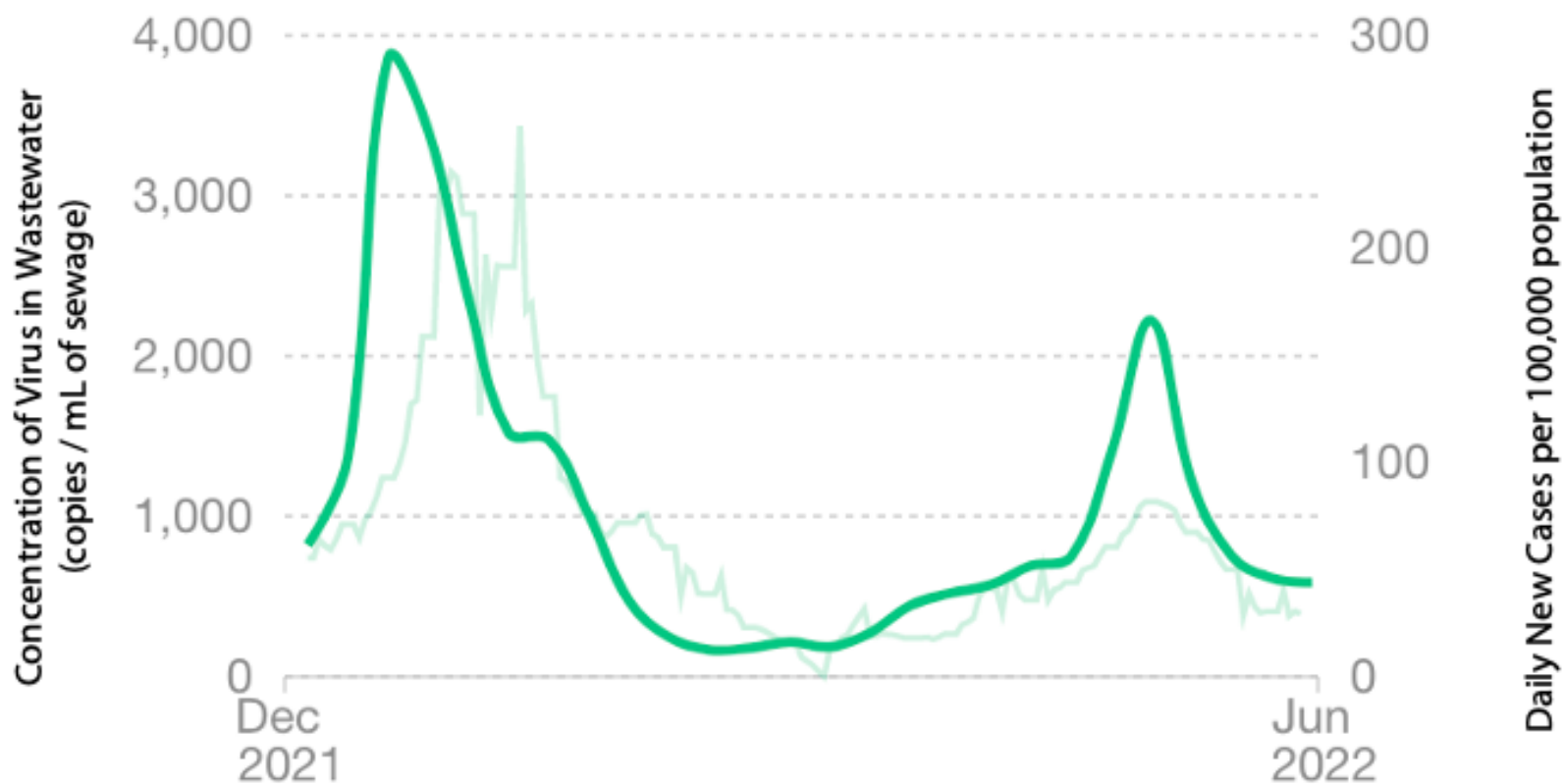
Source: Centers for Disease Control and Prevention

COVID-19 Case Rate by County



Source: New York Times

Hampshire County COVID-19 Wastewater Monitoring



Source: Biobot Analytics