

City of Easthampton COVID-19 Weekly Dashboard

14-Day Avg / 100k
4/17 – 4/30
↓ 38.4

7-Day Avg / 100k
4/24 – 4/30
↓ 38.8

7-Day Test Positivity
4/24 – 4/30
↓ 3.7%

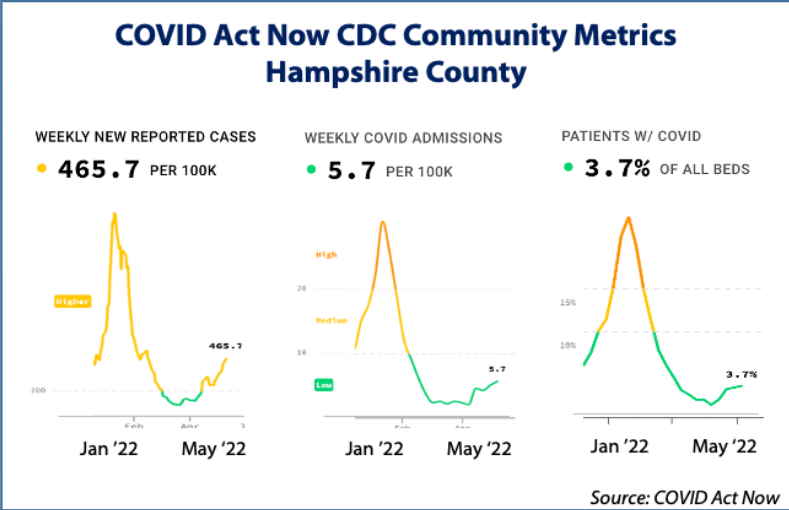
14-Day Test Positivity
4/17 – 4/30
↓ 4.5%

New Cases Last Week*
4/27 – 5/3
↑ 54

Active Cases**
4/24 – 5/5
↑ 92

Hampshire County
Daily Avg: 41.9/100k
Test Positivity 2.6%

Hampden County
Daily Avg: 31.9/100k
Test Positivity: 6.5%



City and County data are obtained from MDPH and MAVEN data sources and generally believed to be current and accurate. MDPH-reported 14-day and 7-day numbers only include confirmed cases. *Includes confirmed cases (positive PCR test) and probable cases (positive antigen or antibody test, or clinically diagnosed based on symptoms and exposure, in the absence of a positive test result). **Current active cases are considered infectious and under public health isolation guidance at the time of posting.

53.3% fully vaccinated + booster dose
81.1% fully vaccinated
90.6% at least one dose

Total Cases to Date
3100

- GREY : ≤ 10 weekly total cases
- GREEN : < 10 average daily cases per 100,000 residents AND > 10 weekly total cases
- YELLOW : ≥ 10 average daily cases per 100,000 residents OR ≥ 5% positive test rate
- RED : ≥ 10 average daily cases per 100,000 residents AND ≥ 5% positive test rate

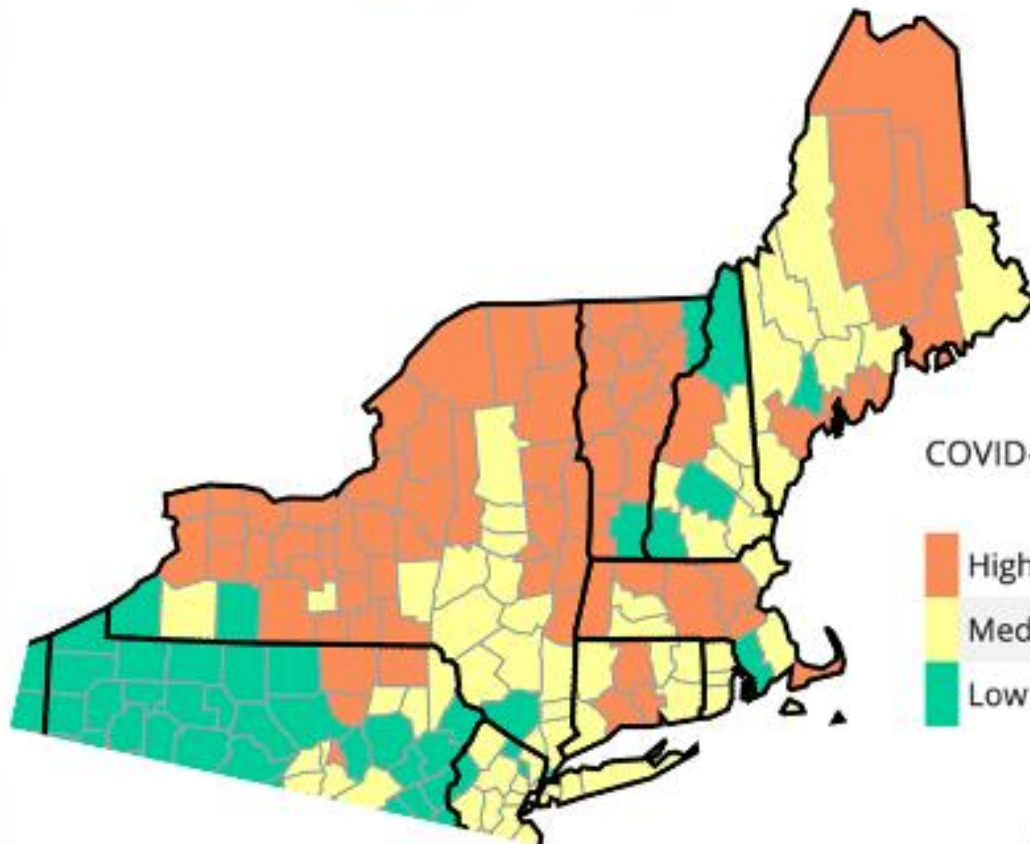
Updated 5/5/22

Adapted Updated CDC Transmission Categories

		Low	Medium	High
Less than 28.6 cases per 100k	New COVID-19 hospitalizations	Less than 10 per 100k	10 – 19.9 per 100k	20 per 100k or more
	Hospital beds occupied by COVID-19	Less than 10%	10 – 14.9%	15% or more
More than 28.6 cases per 100k	New COVID-19 hospitalizations	<i>not applicable</i>	Less than 10 per 100k	10.0 per 100k or more
	Hospital beds occupied by COVID-19	<i>not applicable</i>	Less than 10%	10% or more

Source: Adapted from CDC February 25, 2022

CDC Community Transmission Categories May 5, 2022, Northeast United States

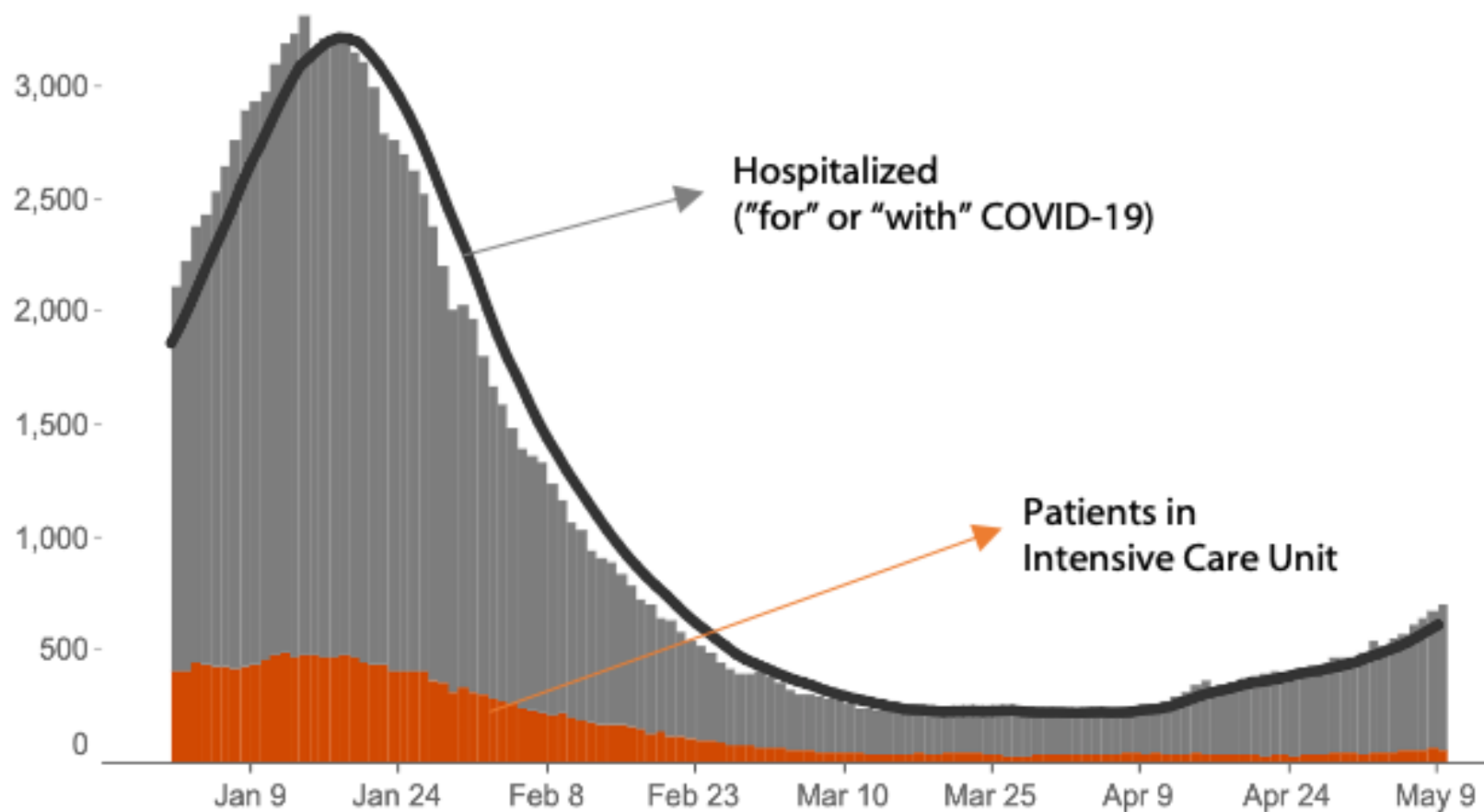


COVID-19 Community Levels in US by County

	Total	Percent	% Change
High	56	1.74%	0.5%
Medium	258	8%	0.93%
Low	2910	90.26%	-1.43%

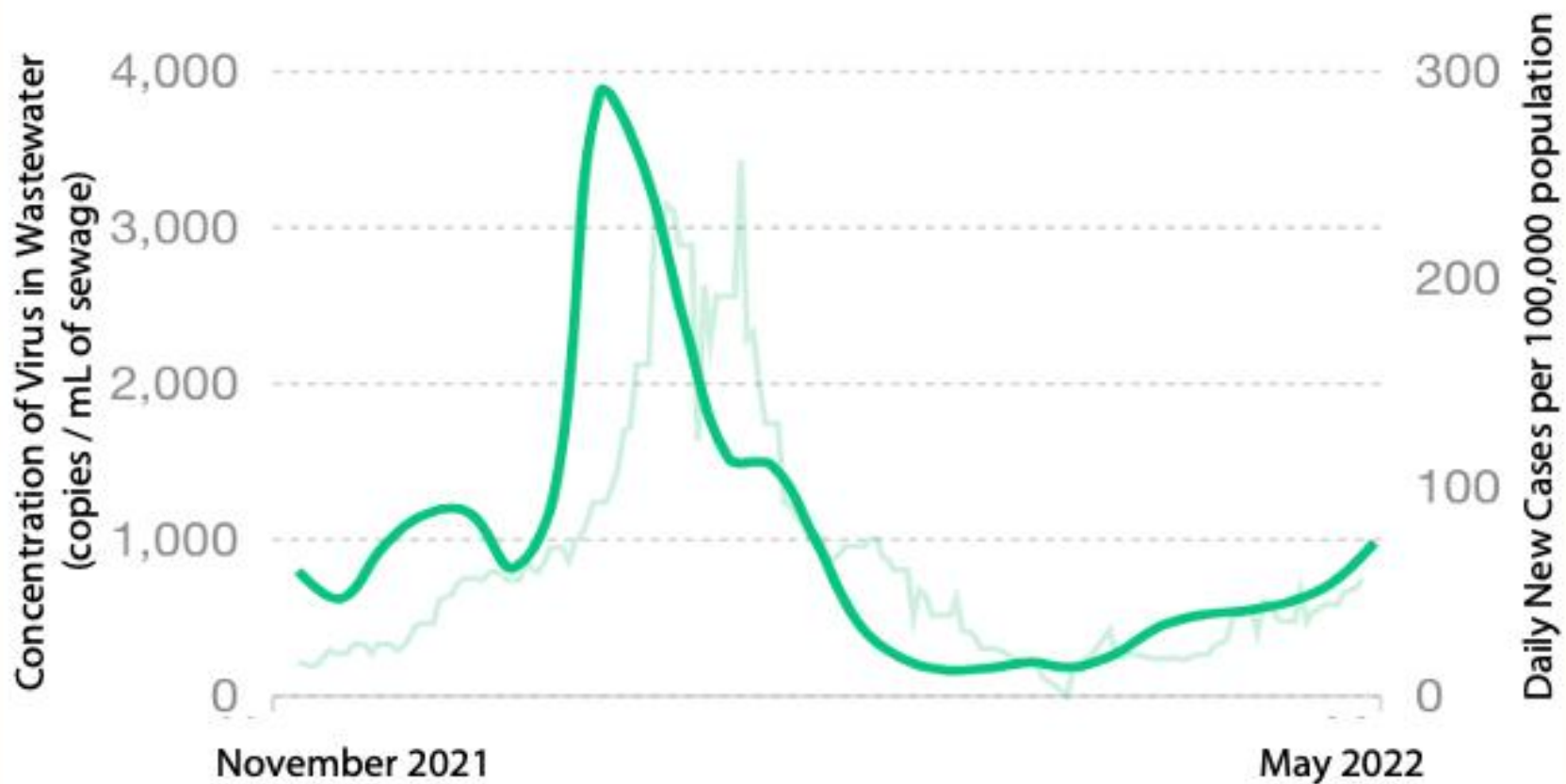
Source: Centers for Disease Control

COVID-19 Hospitalizations in MA



Source: Massachusetts Department of Public Health

Hampshire County COVID-19 Wastewater Monitoring



Source: Biobot Analytics