

City of Easthampton COVID-19 Weekly Dashboard

14-Day Avg / 100k
4/3 – 4/16
↑ 37.5

7-Day Avg / 100k
4/10 – 4/16
↑ 47.6

7-Day Test Positivity
4/10 – 4/16
↑ 4.2%

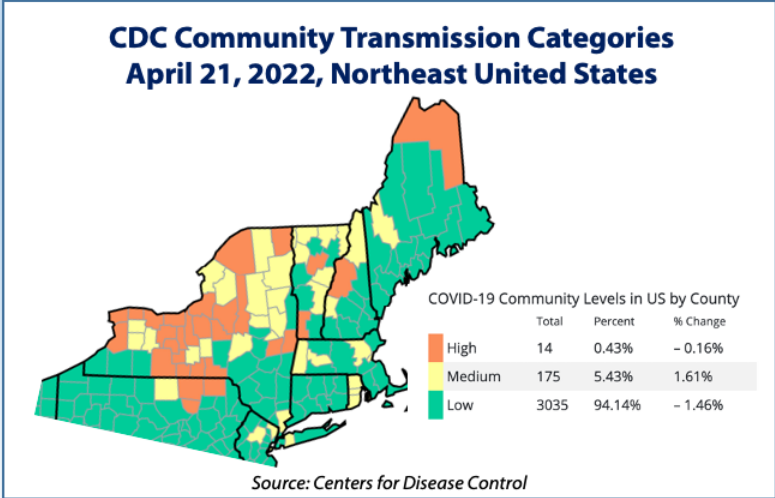
14-Day Test Positivity
4/3 – 4/16
↑ 4.1%

New Cases Last Week*
4/13 – 4/19
↑ 60

Active Cases**
4/10 – 4/21
↑ 87

Hampshire County
Daily Avg: 33.5/100k
Test Positivity 2.0%

Hampden County
Daily Avg: 19.8/100k
Test Positivity: 4.1%



City and County data are obtained from MDPH and MAVEN data sources and generally believed to be current and accurate. MDPH-reported 14-day and 7-day numbers only include confirmed cases. *Includes confirmed cases (positive PCR test) and probable cases (positive antigen or antibody test, or clinically diagnosed based on symptoms and exposure, in the absence of a positive test result). **Current active cases are considered infectious and under public health isolation guidance at the time of posting.

52.8% fully vaccinated + booster dose
80.9% fully vaccinated
90.6% at least one dose

Total Cases to Date
3009

- GREY : ≤ 10 weekly total cases
- GREEN : < 10 average daily cases per 100,000 residents AND > 10 weekly total cases
- YELLOW : ≥ 10 average daily cases per 100,000 residents OR ≥ 5% positive test rate
- RED : ≥ 10 average daily cases per 100,000 residents AND ≥ 5% positive test rate

Updated 4/21/22

Adapted Updated CDC Transmission Categories

		Low	Medium	High
Less than 28.6 cases per 100k	New COVID-19 hospitalizations	Less than 10 per 100k	10 – 19.9 per 100k	20 per 100k or more
	Hospital beds occupied by COVID-19	Less than 10%	10 – 14.9%	15% or more
More than 28.6 cases per 100k	New COVID-19 hospitalizations	<i>not applicable</i>	Less than 10 per 100k	10.0 per 100k or more
	Hospital beds occupied by COVID-19	<i>not applicable</i>	Less than 10%	10% or more

Source: Adapted from CDC February 25, 2022

D

Updated CDC Recommendations

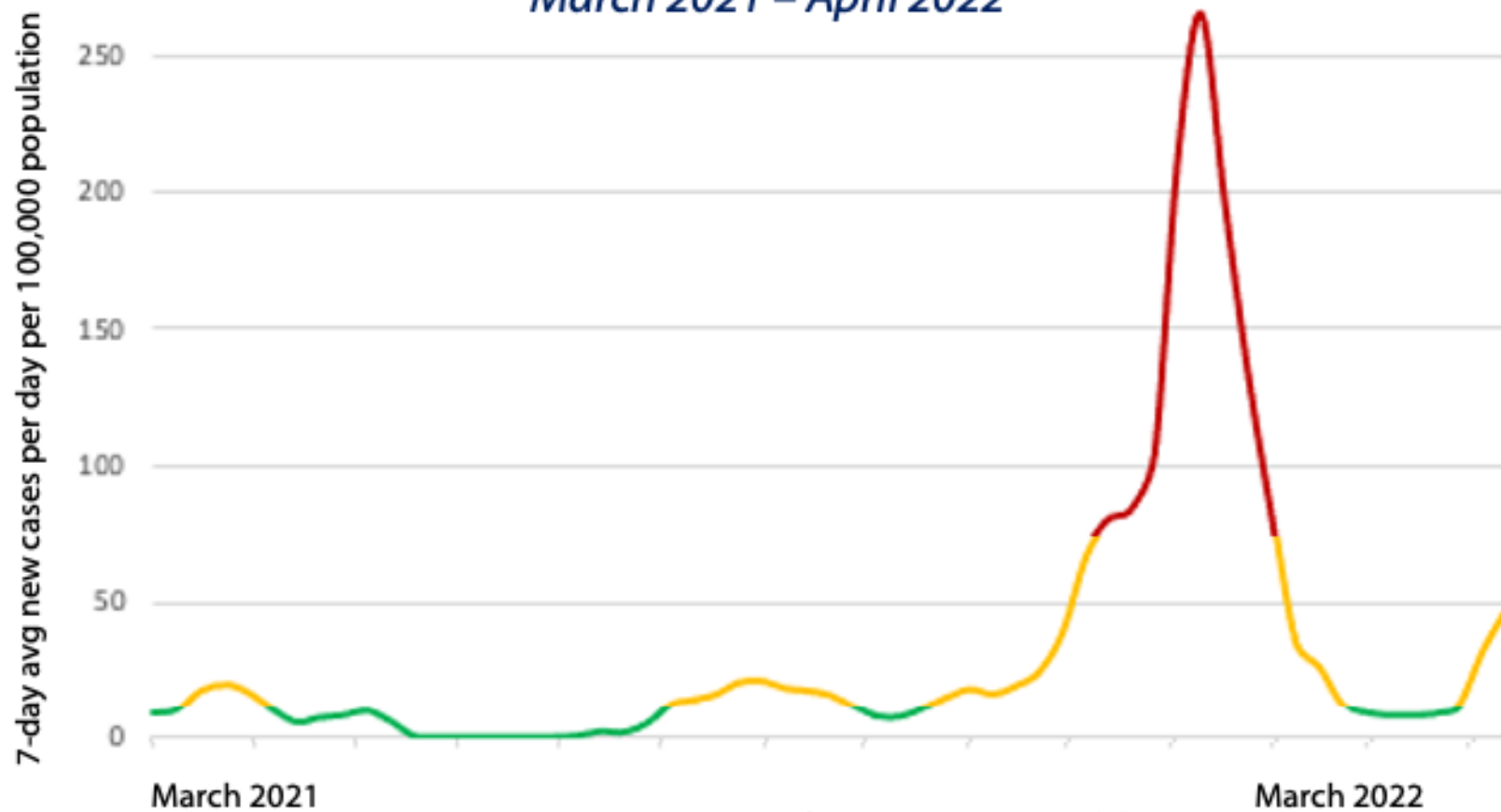
Low	Medium	High
<ul style="list-style-type: none">Stay up to date with COVID-19 vaccinesGet tested if you have symptoms	<ul style="list-style-type: none">If you are at high risk for severe illness, talk to your healthcare provider about whether you need to wear a mask and take other precautionsStay up to date with COVID-19 vaccinesGet tested if you have symptoms	<ul style="list-style-type: none">Wear a mask indoors in publicStay up to date with COVID-19 vaccinesGet tested if you have symptomsAdditional precautions may be needed for people at high risk for severe illness

People may choose to mask at any time. People with symptoms, a positive test, or exposure to someone with COVID-19 should wear a mask.

If you are immunocompromised, learn more about [how to protect yourself](#).

Source: CDC February 25, 2022

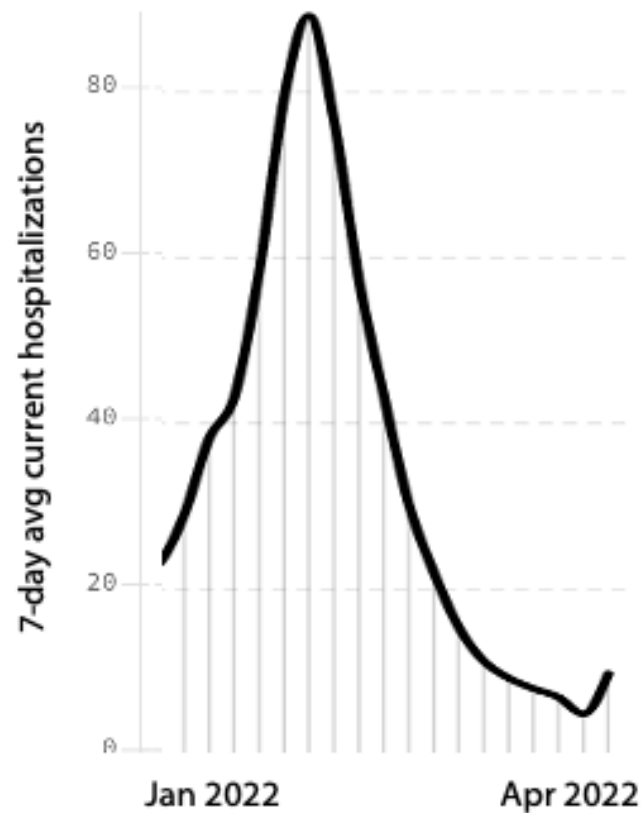
Daily Case Rate per 100,000 in Easthampton, MA March 2021 – April 2022



Source: MAVEN, MDPH

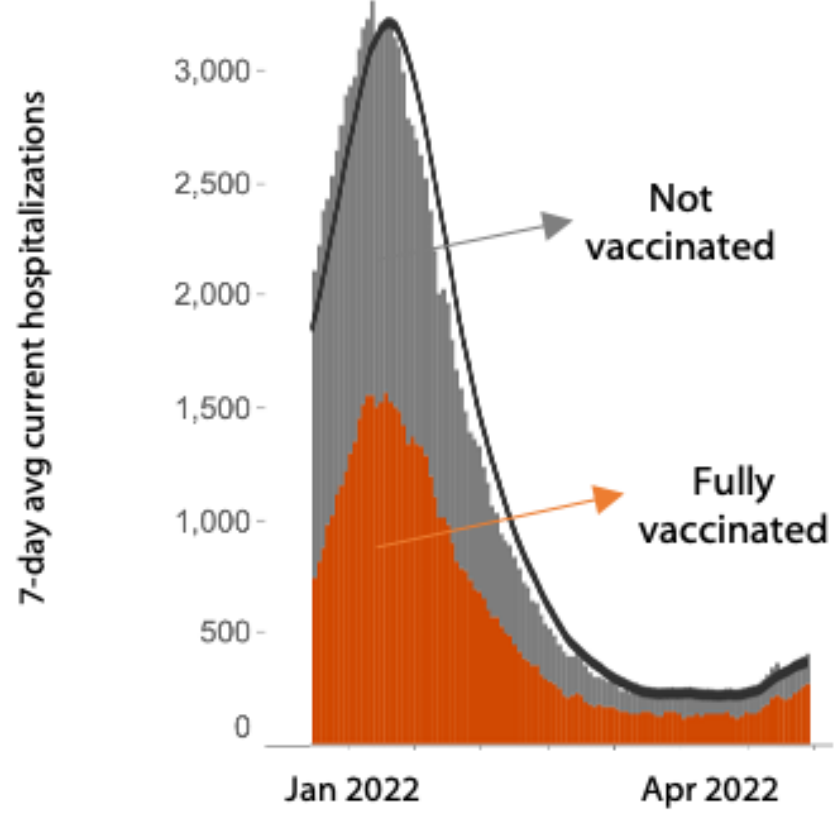
Hospitalizations in:

Hampshire County



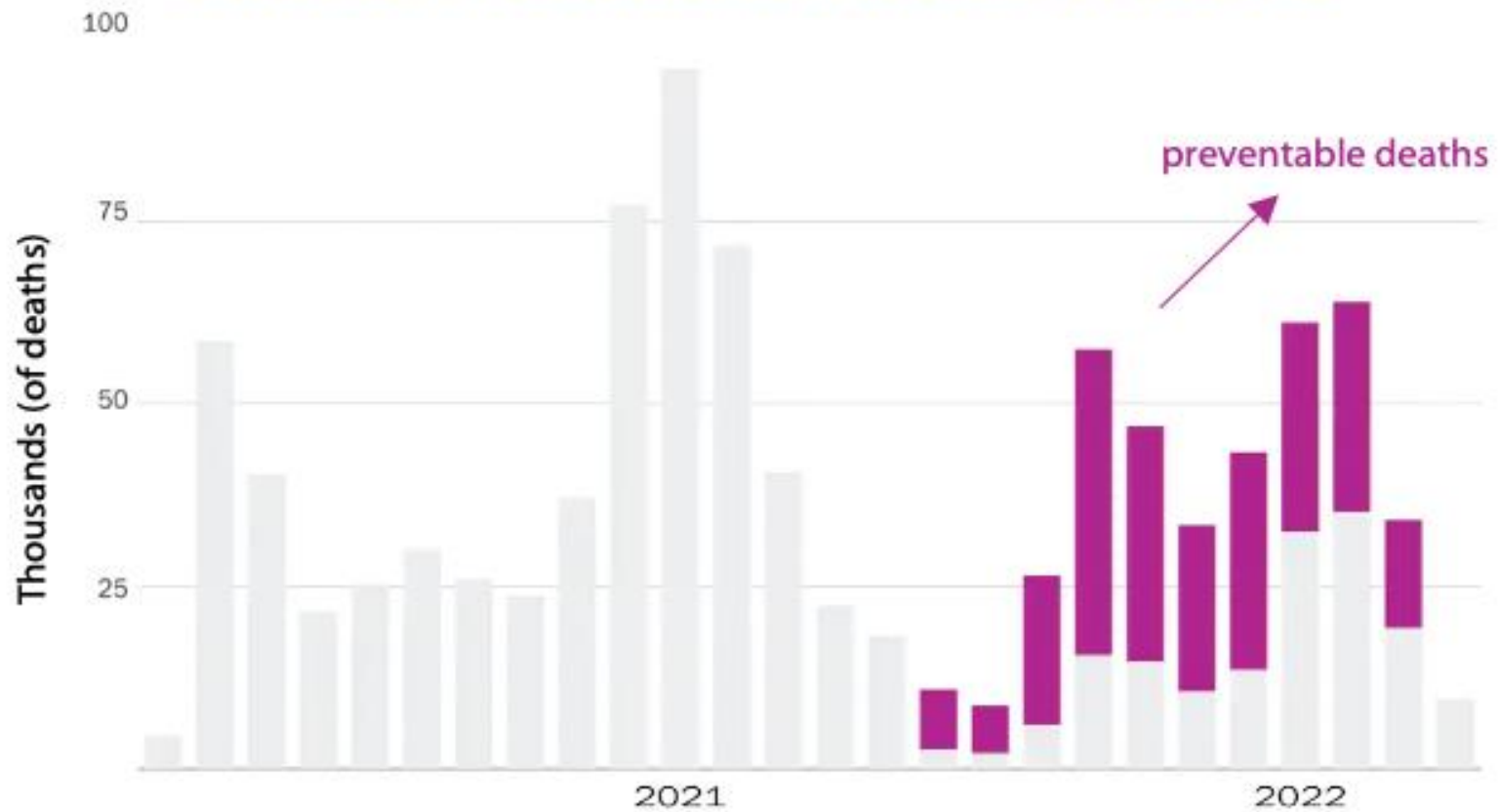
Source: COVID Act Now

Massachusetts



Source: MDPH

Vaccine-Preventable Deaths in the US



Source: KFF, Post Data, Washington Post

COVID-19 Treatment Options

See narrative for more information and general eligibility

Antiviral Treatments

Block the ability of the virus to bind to healthy cells and replicate

Monoclonal Antibody Treatments

Antibodies delivered to an ill patient to boost the immune response

Immuno- modulator Treatments

Suppress a hyperactive and damaging immune response

Convalescent Plasma Treatment

Antibodies from a recovered patient are given to an ill patient

Hampshire County COVID-19 Wastewater Monitoring

